

MHB MM Series—Medium-size Battery

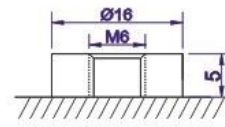
- High performance, completely maintenance-free, low self-discharge
- 100% precise quality testing, stable quality and high reliable performance
- Unique grid alloy formula and updated manufacturing technique
- Floating & standby use: up to 8 years
- Cycle use 1: Up to 260 cycles at 100% DOD
- Cycle use 2: Up to 500 cycles at 50% DOD

Application:

- Telecommunications
- Uninterruptable Power Supply (UPS)
- Electric Power System (EPS)
- Emergency backup power supply
- Alarm and security system
- Communication power supply
- DC power supply
- Auto control system

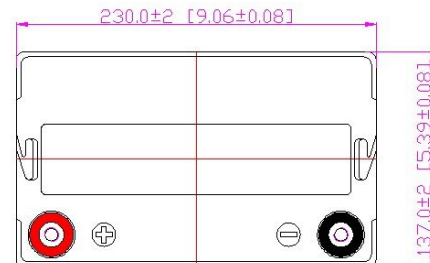
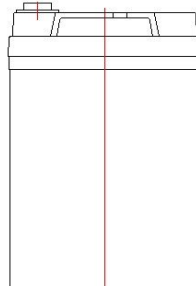
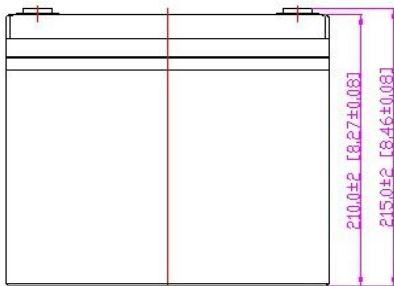
Construction:

- ComponentRaw material
- PositiveLead dioxide
- NegativeLead
- ContainerABS
- CoverABS
- SealantEpoxy
- Safety valve Rubber
- TerminalCopper/Pb
- SeparatorFiber glass
- Electrolyte Sulfuric acid



M6 Bolt

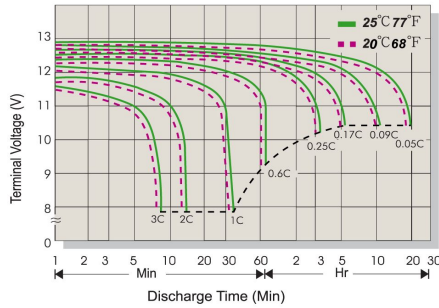
B4 Terminal



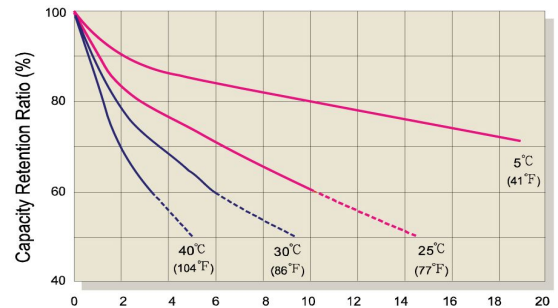
Specification:

Battery Model	MM 55-12 12V55AH			
Designed Floating Life	Up to 8 Years			
Capacity (25°C)	20HR(2.90A,10.8V)	10HR(5.50A,10.5V)	5HR(10.70A,10.5V)	1HR(35.30A,10.5V)
	58.0AH	55.0AH	53.50AH	35.30AH
Dimensions	Length	Width	Height	Total Height
	230mm (9.06inch)	137mm (5.39inch)	210mm (8.27inch)	215mm (8.46inch)
Approx. Weight	16.50Kg ±5%			
Internal Resistance	Full charged at 25°C: ≤12.0mΩ			
Self Discharge	2% of capacity declined per month at (25°C)			
Capacity Affected by Temp.(20HR)	40°C	25°C	0°C	-15°C
	102%	100%	85%	65%
Charge Voltage(25°C)	Cycle use		Float use	
	14.40-15.00V(-30mV/°C), max. Current:16.5A		13.50-13.80V (-20mV/°C)	

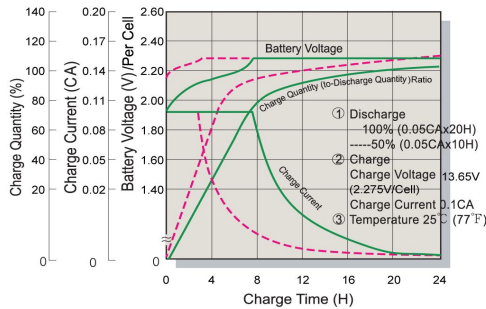
Terminal Voltage (V) and Discharge Time



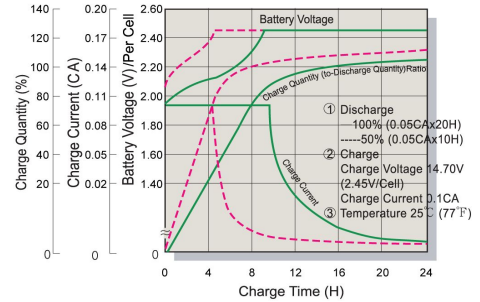
Capacity Retention Characteristic



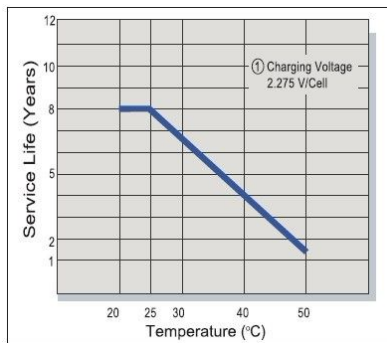
Battery Voltage and Charge Time for Standby Use



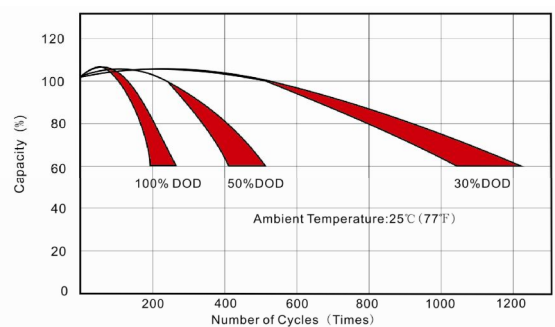
Battery Voltage and Charge Time for Cycle Use



Tickle(or Float) Service Life



Cycle Service Life



Constant Current Discharge(CC,Unit:A) at 25°C(77°F)

F.V/Time	5Min	10Min	15Min	30Min	1Hr	2Hr	3Hr	4Hr	5Hr	6Hr	10Hr	20Hr
1.85V/Cell	195.5	115.4	90.7	59.1	34.5	19.95	15.32	12.58	10.31	8.40	5.40	2.86
1.80V/Cell	199.2	117.6	92.4	60.3	35.2	20.33	15.61	12.82	10.51	8.56	5.50	2.92
1.75V/Cell	203.0	119.8	94.2	61.4	35.8	20.71	15.90	13.06	10.70	8.72	5.61	2.97
1.70V/Cell	221.3	127.0	99.8	63.8	36.5	21.08	16.18	13.29	10.89	8.88	5.71	3.03
1.67V/Cell	243.6	137.8	108.3	67.4	36.8	21.30	16.36	13.43	11.01	8.97	5.77	3.06

Constant Power Discharge (CP,Unit:W) at 25°C(77°F)

F.V/Time	5Min	10Min	15Min	30Min	1Hr	2Hr	3Hr	4Hr	5Hr	6Hr	10Hr	20Hr
1.85V/Cell	381.3	225.1	176.9	115.3	67.29	38.90	29.87	24.53	20.10	16.39	10.54	5.58
1.80V/Cell	388.5	229.4	180.3	117.5	68.58	39.64	30.44	25.00	20.48	16.70	10.73	5.69
1.75V/Cell	395.8	233.7	183.6	119.7	69.87	40.39	31.01	25.47	20.87	17.01	10.94	5.80
1.70V/Cell	431.4	247.7	194.7	124.5	71.09	41.10	31.56	25.92	21.24	17.31	11.13	5.90
1.67V/Cell	475.0	268.7	211.2	131.4	71.86	41.54	31.90	26.19	21.46	17.50	11.25	5.96